

TPO Rabbit pAb

CatalogNo: YT5413

| Key Features

Host Species

- Rabbit

Reactivity

- Human,Rat,Mouse,

Applications

- WB,IHC,IF,ELISA

MW

- 38kD (Observed)

Isotype

- IgG

| Recommended Dilution Ratios

WB 1:500-1:2000

IHC: 1:100-1:300

ELISA 1:20000

IF 1:50-200

| Storage

Storage*

-15°C to -25°C/1 year(Do not lower than -25°C)

Formulation

Liquid in PBS containing 50% glycerol, 0.5% BSA and 0.02% sodium azide.

| Basic Information

Clonality

Polyclonal

| Immunogen Information

Immunogen

The antiserum was produced against synthesized peptide derived from the Internal region of human THPO. AA range:41-90

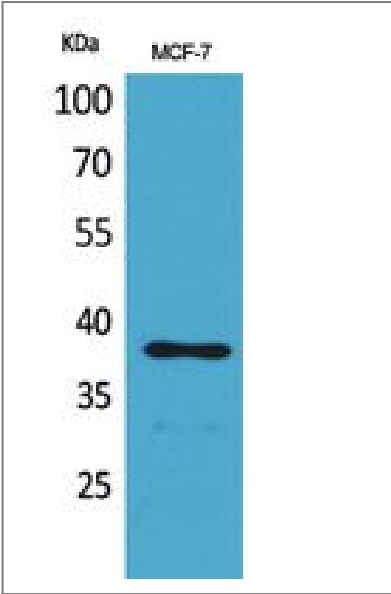
Specificity

TPO Polyclonal Antibody detects endogenous levels of TPO protein.

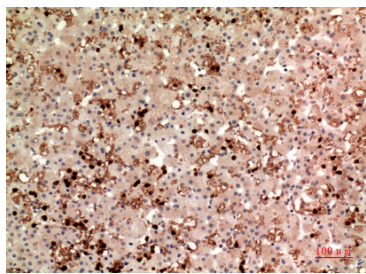
| Target Information

Gene name	THPO		
Protein Name	Thrombopoietin		
	Organism	Gene ID	UniProt ID
	Human	7066;	P40225;
	Mouse	21832;	P40226;
	Rat	81811;	P49745;
Cellular Localization	Secreted.		
Tissue specificity	Brain,Fetal liver,Liver,Placenta,		
Function	Disease:Defects in THPO are a cause of essential thrombocythemia (ET) [MIM:187950]. ET is inherited as an autosomal dominant trait which is characterized by elevated platelet levels due to sustained proliferation of megakaryocytes, and frequently lead to thrombotic and haemorrhagic complications.,Domain:Two-domain structure with an erythropoietin-like N-terminal and a Ser/Pro/Thr-rich C-terminal.,Function:Lineage-specific cytokine affecting the proliferation and maturation of megakaryocytes from their committed progenitor cells. It acts at a late stage of megakaryocyte development. It may be the major physiological regulator of circulating platelets.,similarity:Belongs to the EPO/TPO family.,		


Validation Data



Western Blot analysis of MCF-7 cells using TPO Polyclonal Antibody. Secondary antibody(catalog#:RS0002) was diluted at 1:20000



Immunohistochemical analysis of paraffin-embedded human-liver, antibody was diluted at 1:100



Western blot analysis of lysate from MCF-7 cells, using THPO Antibody.

Contact information

Orders: order@immunoway.com
 Support: tech@immunoway.com
 Telephone: 877-594-3616 (Toll Free), 408-747-0185
 Website: <http://www.immunoway.com>
 Address: 2200 Ringwood Ave San Jose, CA 95131 USA



Please scan the QR code
 to access additional
 product information:
TPO Rabbit pAb

