

BMP-3A Rabbit pAb

CatalogNo: YT5303

Key Features

Host Species

- Rabbit

Reactivity

- Human, Mouse, Rat

Applications

- WB, IHC, IF, ELISA

MW

- 53kD (Observed)

Isotype

- IgG

Recommended Dilution Ratios

WB 1:500-1:2000

IHC: 1:100-1:300

ELISA 1:20000

IF 1:50-200

Storage

Storage* -15°C to -25°C/1 year (Do not lower than -25°C)

Formulation Liquid in PBS containing 50% glycerol, 0.5% BSA and 0.02% sodium azide.

Basic Information

Clonality Polyclonal

Immunogen Information

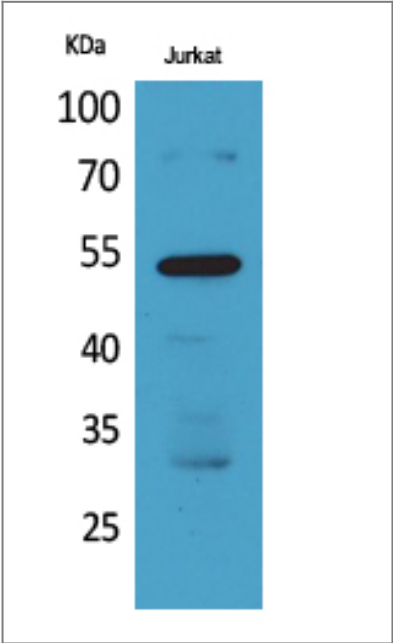
Immunogen The antiserum was produced against synthesized peptide derived from the C-terminal region of human BMP3. AA range: 421-470

Specificity BMP-3A Polyclonal Antibody detects endogenous levels of BMP-3A protein.

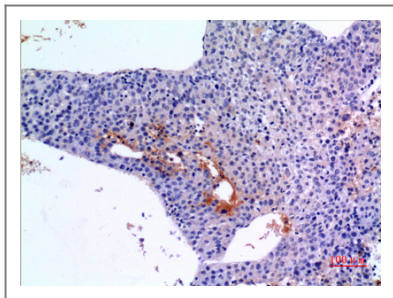
Target Information

| | | | |
|-----------------------|---|--------------------------|--------------------------|
| Gene name | BMP3 | | |
| Protein Name | Bone morphogenetic protein 3 | | |
| | Organism | Gene ID | UniProt ID |
| | Human | 651 ; | P12645 ; |
| | Mouse | 110075 ; | Q8BHE5 ; |
| | Rat | 25667 ; | P49002 ; |
| Cellular Localization | Secreted. | | |
| Tissue specificity | Expressed in adult and fetal cartilage. | | |
| Function | Function:Negatively regulates bone density. Antagonizes the ability of certain osteogenic BMPs to induce osteoprogenitor differentiation and ossification.,induction:Highly expressed in fracture tissue, particularly in osteoblasts, osteoclasts and chondroblasts.,online information:Bone morphogenetic protein 3 entry,similarity:Belongs to the TGF-beta family.,subunit:Homodimer; disulfide-linked.,tissue specificity:Expressed in adult and fetal cartilage., | | |

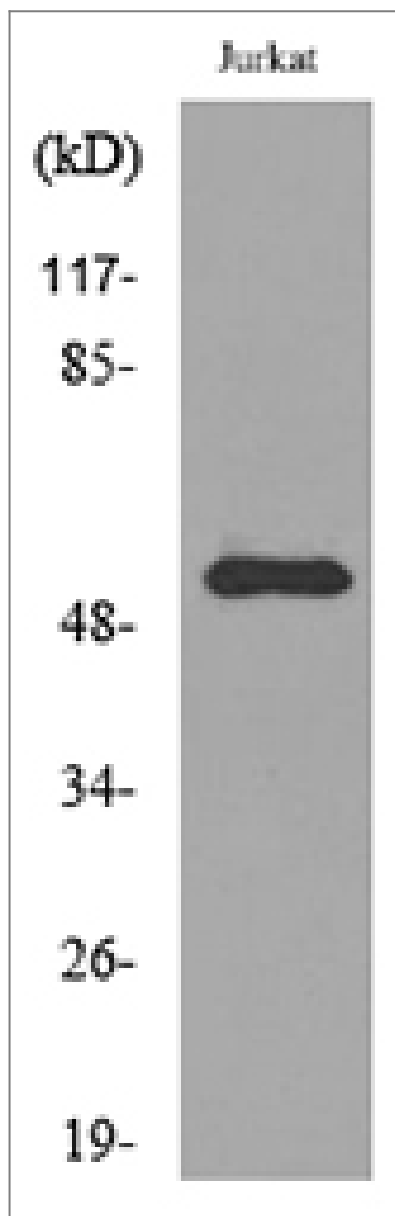
| Validation Data



Western Blot analysis of Jurkat cells using BMP-3A Polyclonal Antibody. Antibody was diluted at 1:500. Secondary antibody(catalog#:RS0002) was diluted at 1:20000



Immunohistochemical analysis of paraffin-embedded human-liver-cancer, antibody was diluted at 1:100



Western blot analysis of lysate from Jurkat cells, using BMP3 Antibody.

Contact information

Orders: order@immunoway.com
 Support: tech@immunoway.com
 Telephone: 877-594-3616 (Toll Free), 408-747-0185
 Website: <http://www.immunoway.com>
 Address: 2200 Ringwood Ave San Jose, CA 95131 USA



Please scan the QR code
 to access additional
 product information:
BMP-3A Rabbit pAb

