

## VIP Rabbit pAb

CatalogNo: YT4883

### | Key Features

#### Host Species

- Rabbit

#### Reactivity

- Human,Rat,Mouse,

#### Applications

- IHC,IF,WB,ELISA

#### MW

- 20kD (Observed)

#### Isotype

- IgG

### | Recommended Dilution Ratios

**WB 1:500-2000**

**IHC 1:100-1:300**

**ELISA 1:10000**

**IF 1:50-200**

### | Storage

**Storage\*** -15°C to -25°C/1 year(Do not lower than -25°C)

**Formulation** Liquid in PBS containing 50% glycerol, 0.5% BSA and 0.02% sodium azide.

### | Basic Information

**Clonality** Polyclonal

### | Immunogen Information

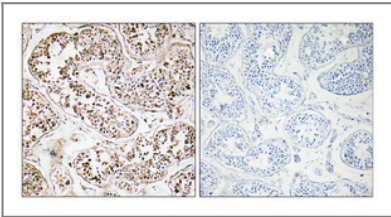
**Immunogen** The antiserum was produced against synthesized peptide derived from human VIP. AA range:71-120

**Specificity** VIP Polyclonal Antibody detects endogenous levels of VIP protein.

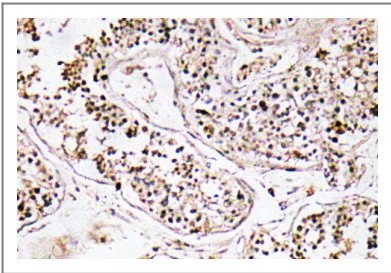
### | Target Information

Gene name	VIP		
Protein Name	VIP peptides		
	Organism	Gene ID	UniProt ID
	Human	<a href="#">7432</a> ;	<a href="#">P01282</a> ;
	Mouse		<a href="#">P32648</a> ;
Cellular Localization	Secreted.		
Tissue specificity	Pancreatic carcinoma,Pheochromocytoma,Prostate,		
Function	Function:PHM and PHV also cause vasodilation.,Function:VIP causes vasodilation, lowers arterial blood pressure, stimulates myocardial contractility, increases glycogenolysis and relaxes the smooth muscle of trachea, stomach and gall bladder.,online information:Vasoactive intestinal peptide entry,similarity:Belongs to the glucagon family.,		

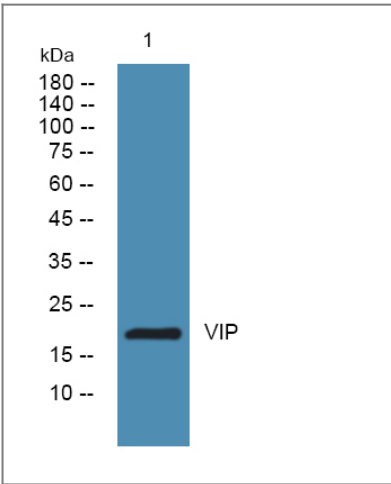
| Validation Data



Immunohistochemical analysis of paraffin-embedded Human testis. Antibody was diluted at 1:100(4° overnight). High-pressure and temperature Tris-EDTA,pH8.0 was used for antigen retrieval. Negetive contrl (right) obtaned from antibody was pre-absorbed by immunogen peptide.



Immunohistochemistry analysis of VIP antibody in paraffin-embedded human testis tissue.



Western blot analysis of lysates from PC12 cells, primary antibody was diluted at 1:1000, 4°over night

## | Contact information

Orders: order@immunoway.com  
Support: tech@immunoway.com  
Telephone: 877-594-3616 (Toll Free), 408-747-0185  
Website: <http://www.immunoway.com>  
Address: 2200 Ringwood Ave San Jose, CA 95131 USA



Please scan the QR code  
to access additional  
product information:  
**VIP Rabbit pAb**

---

For Research Use Only. Not for Use in Diagnostic Procedures.

[Antibody](#) | [ELISA Kits](#) | [Protein](#) | [Reagents](#)