

# Peroxin 11 $\beta$ Rabbit pAb

CatalogNo: YT3671

## Key Features

### Host Species

- Rabbit

### Reactivity

- Human, Mouse, Rat, Monkey

### Applications

- WB, ELISA, IHC

### MW

- 28kD (Observed)

### Isotype

- IgG

## Storage

**Storage\*** -15°C to -25°C/1 year (Do not lower than -25°C)

**Formulation** Liquid in PBS containing 50% glycerol, 0.5% BSA and 0.02% sodium azide.

## Recommended Dilution Ratios

**WB 1:500-2000**

**IHC 1:50-300**

**ELISA 1:2000-20000**

## Basic Information

**Clonality** Polyclonal

## Immunogen Information

**Immunogen** The antiserum was produced against synthesized peptide derived from human PEX11B. AA range:91-140

**Specificity** Peroxin 11 $\beta$  Polyclonal Antibody detects endogenous levels of Peroxin 11 $\beta$  protein.

## Target Information

**Gene name** PEX11B

**Protein Name** Peroxisomal membrane protein 11B

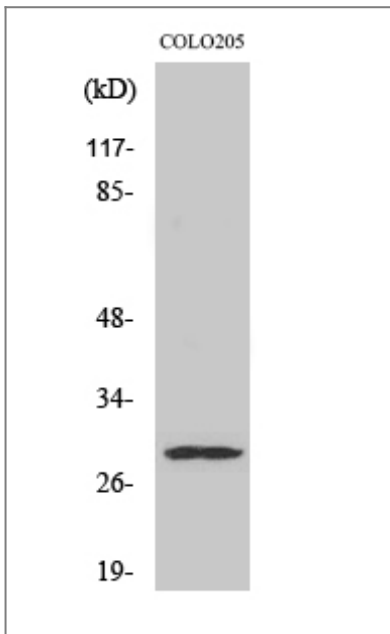
Organism	Gene ID	UniProt ID
Human	<a href="#">8799;</a>	<a href="#">O96011;</a>
Mouse	<a href="#">18632;</a>	<a href="#">Q9Z210;</a>

**Cellular Localization** Peroxisome membrane ; Single-pass membrane protein .

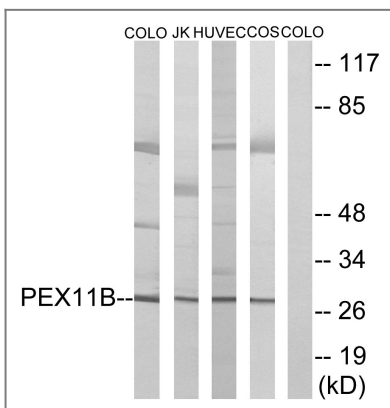
**Tissue specificity** Eye,Liver,

**Function** Caution:PubMed:9792670 states that both the N- and the C-terminus are located in the cytoplasm.,Function:Involved in peroxisomal proliferation. May regulate peroxisomes division by recruiting the dynamin-related GTPase DNML1 to the peroxisomal membrane.,similarity:Belongs to the peroxin-11 family.,subunit:Interacts with PEX19.,


## Validation Data



Western Blot analysis of various cells using Peroxin 11 $\beta$  Polyclonal Antibody diluted at 1:500



Western blot analysis of lysates from COLO, HUVEC, COS7, and Jurkat cells, using PEX11B Antibody. The lane on the right is blocked with the synthesized peptide.



Immunohistochemical analysis of paraffin-embedded human liver cancer. 1, Antibody was diluted at 1:200(4° overnight). 2, Tris-EDTA,pH9.0 was used for antigen retrieval. 3,Secondary antibody was diluted at 1:200(room temperature, 45min).

## | Contact information

Orders: [order@immunoway.com](mailto:order@immunoway.com)  
Support: [tech@immunoway.com](mailto:tech@immunoway.com)  
Telephone: 877-594-3616 (Toll Free), 408-747-0185  
Website: <http://www.immunoway.com>  
Address: 2200 Ringwood Ave San Jose, CA 95131 USA



Please scan the QR code to access additional product information:  
**Peroxin 11 $\beta$  Rabbit pAb**

---

For Research Use Only. Not for Use in Diagnostic Procedures.

[Antibody](#) | [ELISA Kits](#) | [Protein](#) | [Reagents](#)