

Olfactory receptor 8K3 Rabbit pAb

CatalogNo: YT3451

Key Features

Host Species

- Rabbit

Reactivity

- Human

Applications

- WB,IF,ELISA

MW

- 33kD (Observed)

Isotype

- IgG

Recommended Dilution Ratios

WB 1:500-1:2000

IF 1:200-1:1000

ELISA 1:10000

Not yet tested in other applications.

Storage

Storage*

-15°C to -25°C/1 year(Do not lower than -25°C)

Formulation

Liquid in PBS containing 50% glycerol, 0.5% BSA and 0.02% sodium azide.

Basic Information

Clonality

Polyclonal

Immunogen Information

Immunogen

The antiserum was produced against synthesized peptide derived from human OR8K3. AA range:236-285

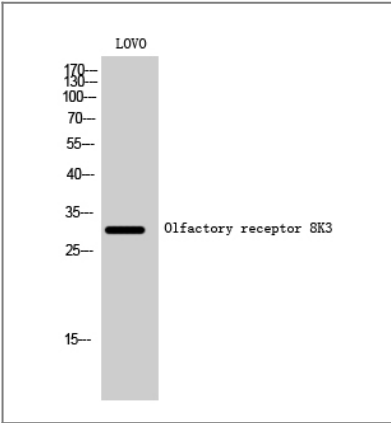
Specificity

Olfactory receptor 8K3 Polyclonal Antibody detects endogenous levels of Olfactory receptor 8K3 protein.

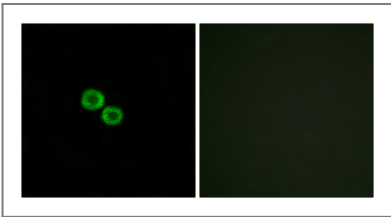
Target Information

Gene name	OR8K3		
Protein Name	Olfactory receptor 8K3		
	Organism	Gene ID	UniProt ID
	Human	219473 ;	Q8NH51 ;
Cellular Localization	Cell membrane; Multi-pass membrane protein.		
Function	Function:Odorant receptor .,similarity:Belongs to the G-protein coupled receptor 1 family.,		

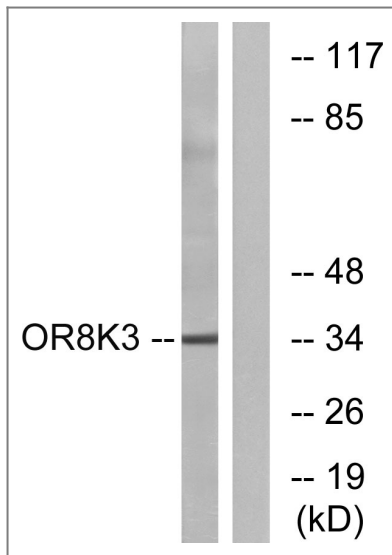
Validation Data



Western Blot analysis of LOVO cells using Olfactory receptor 8K3 Polyclonal Antibody



Immunofluorescence analysis of HUVEC cells, using OR8K3 Antibody. The picture on the right is blocked with the synthesized peptide.



Western blot analysis of lysates from LOVO cells, using OR8K3 Antibody. The lane on the right is blocked with the synthesized peptide.

Contact information

Orders: order@immunoway.com
 Support: tech@immunoway.com
 Telephone: 877-594-3616 (Toll Free), 408-747-0185
 Website: <http://www.immunoway.com>
 Address: 2200 Ringwood Ave San Jose, CA 95131 USA



Please scan the QR code to access additional product information:

**Olfactory receptor
8K3 Rabbit pAb**

For Research Use Only. Not for Use in Diagnostic Procedures.

[Antibody](#) | [ELISA Kits](#) | [Protein](#) | [Reagents](#)