

Olfactory receptor 51B2 Rabbit pAb

CatalogNo: YT3359

Key Features

Host Species

- Rabbit

Reactivity

- Human

Applications

- WB,IF,ELISA

MW

- 38kD (Observed)

Isotype

- IgG

Storage

Storage* -15°C to -25°C/1 year(Do not lower than -25°C)

Formulation Liquid in PBS containing 50% glycerol, 0.5% BSA and 0.02% sodium azide.

Recommended Dilution Ratios

WB 1:500-1:2000

IF 1:200-1:1000

ELISA 1:10000

Not yet tested in other applications.

Basic Information

Clonality Polyclonal

Immunogen Information

Immunogen The antiserum was produced against synthesized peptide derived from human OR51B2. AA range:196-245

Specificity Olfactory receptor 51B2 Polyclonal Antibody detects endogenous levels of Olfactory receptor 51B2 protein.

| Target Information

Gene name OR51B2

Protein Name Olfactory receptor 51B2


Organism	Gene ID	UniProt ID
Human	79345 ;	Q9Y5P1 ;

Cellular Localization Cell membrane; Multi-pass membrane protein.

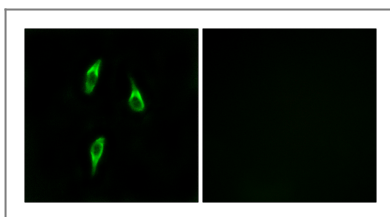
Tissue specificity Brain,

Function Function:Odorant receptor .,similarity:Belongs to the G-protein coupled receptor 1 family.,

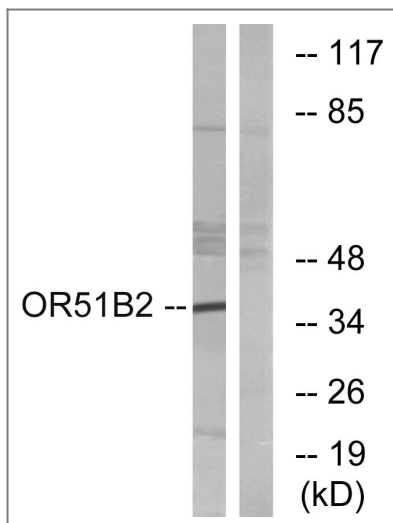
| Validation Data



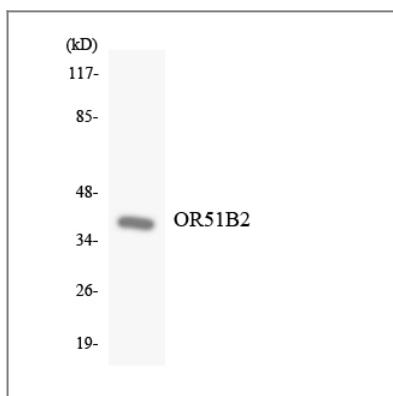
Western Blot analysis of various cells using Olfactory receptor 51B2 Polyclonal Antibody diluted at 1:500



Immunofluorescence analysis of LOVO cells, using OR51B2 Antibody. The picture on the right is blocked with the synthesized peptide.



Western blot analysis of lysates from HT-29 cells, using OR51B2 Antibody. The lane on the right is blocked with the synthesized peptide.



Western blot analysis of the lysates from K562 cells using OR51B2 antibody.

Contact information

Orders: order@immunoway.com
 Support: tech@immunoway.com
 Telephone: 877-594-3616 (Toll Free), 408-747-0185
 Website: <http://www.immunoway.com>
 Address: 2200 Ringwood Ave San Jose, CA 95131 USA



Please scan the QR code to access additional product information:
Olfactory receptor 51B2 Rabbit pAb

For Research Use Only. Not for Use in Diagnostic Procedures.

[Antibody](#) | [ELISA Kits](#) | [Protein](#) | [Reagents](#)