Olfactory receptor 10AD1 Rabbit pAb

CatalogNo: YT3245

Key Features

Host Species
- Rabbit

Reactivity
- Human

Applications
- WB,IF,ELISA

MW
- 33kD (Observed)

Isotype
- IgG

Storage

Storage*	-15°C to -25°C/1 year(Do not lower than -25°C)
Formulation	Liquid in PBS containing 50% glycerol, 0.5% BSA and 0.02% sodium azide.

Recommended Dilution Ratios

WB 1:500-1:2000
IF 1:200-1:1000
ELISA 1:40000
Not yet tested in other applications.

Basic Information

Clonality	Polyclonal

Immunogen Information

Immunogen	The antiserum was produced against synthesized peptide derived from human OR10AD1. AA range:141-190
Specificity	Olfactory receptor 10AD1 Polyclonal Antibody detects endogenous levels of Olfactory receptor 10AD1 protein.

Target Information

Gene name OR10AD1

Protein Name Olfactory receptor 10AD1

Organism	Gene ID	UniProt ID
Human	121275;	Q8NGE0;

Cellular Localization Cell membrane; Multi-pass membrane protein.

Function Function:Odorant receptor .,similarity:Belongs to the G-protein coupled receptor 1 family.,

Validation Data



Western Blot analysis of various cells using Olfactory receptor 10AD1 Polyclonal Antibody

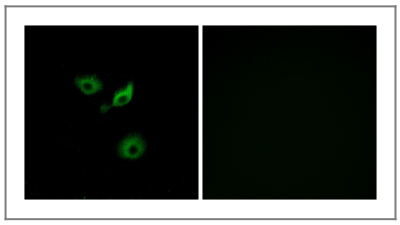

Immunofluorescence analysis of A549 cells, using OR10AD1 Antibody. The picture on the right is blocked with the synthesized peptide.

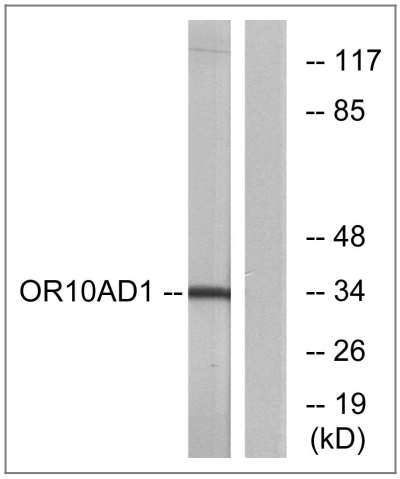

Western blot analysis of lysates from HeLa cells, using OR10AD1 Antibody. The lane on the right is blocked with the synthesized peptide.

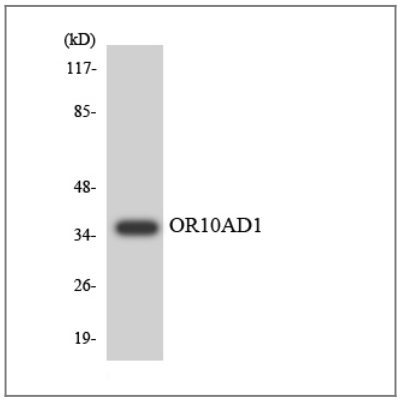

Western blot analysis of the lysates from 293 cells using OR10AD1 antibody.

Contact information

Orders:	order@immunoway.com
Support:	tech@immunoway.com
Telephone:	877-594-3616 (Toll Free), 408-747-0185
Website:	http://www.immunoway.com
Address:	2200 Ringwood Ave San Jose, CA 95131 USA

Please scan the QR code to access additional product information:
Olfactory receptor 10AD1 Rabbit pAb

For Research Use Only. Not for Use in Diagnostic Procedures.

Antibody | ELISA Kits | Protein | Reagents