

## KOX11 Rabbit pAb

CatalogNo: YT2490

### Key Features

#### Host Species

- Rabbit

#### Reactivity

- Human, Mouse, Rat

#### Applications

- WB, ELISA, IHC

#### MW

- 62kD (Observed)

#### Isotype

- IgG

### Storage

**Storage\*** -15°C to -25°C/1 year (Do not lower than -25°C)

**Formulation** Liquid in PBS containing 50% glycerol, 0.5% BSA and 0.02% sodium azide.

### Recommended Dilution Ratios

**WB 1:500-2000**

**IHC 1:50-300**

**ELISA 1:2000-20000**

### Basic Information

**Clonality** Polyclonal

### Immunogen Information

**Immunogen** The antiserum was produced against synthesized peptide derived from human ZNF18. AA range:261-310

**Specificity** KOX11 Polyclonal Antibody detects endogenous levels of KOX11 protein.

### Target Information

**Gene name** ZNF18  
**Protein Name** Zinc finger protein 18

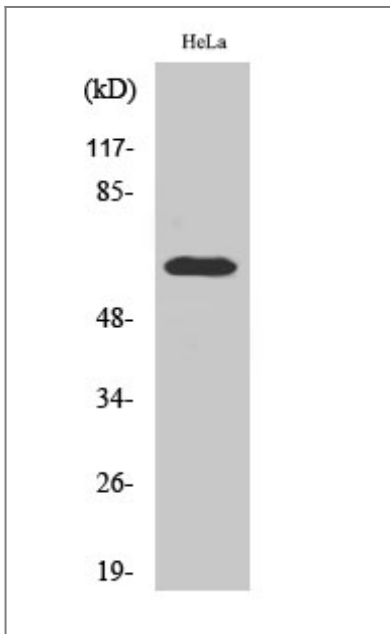
Organism	Gene ID	UniProt ID
Human	<a href="#">7566</a> ;	<a href="#">P17022</a> ;
Mouse	<a href="#">52712</a> ;	<a href="#">Q810A1</a> ;
Rat	<a href="#">303226</a> ;	<a href="#">Q642B9</a> ;

**Cellular Localization** Nucleus .

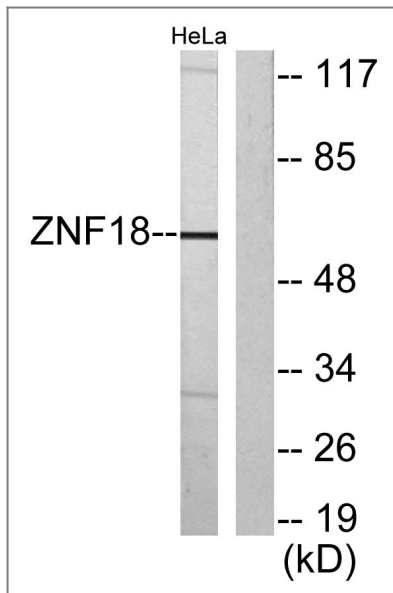
**Tissue specificity** Brain,Cerebellum,Lymphoid,Prostate,

**Function** Function:May be involved in transcriptional regulation.,similarity:Belongs to the krueppel C2H2-type zinc-finger protein family.,similarity:Contains 1 KRAB domain.,similarity:Contains 1 SCAN box domain.,similarity:Contains 5 C2H2-type zinc fingers.,

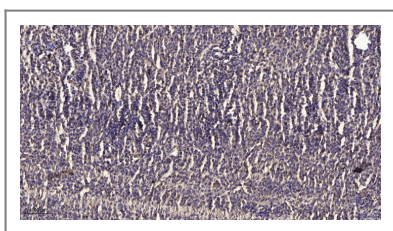
## Validation Data



Western Blot analysis of various cells using KOX11 Polyclonal Antibody



Western blot analysis of lysates from HeLa cells, using ZNF18 Antibody. The lane on the right is blocked with the synthesized peptide.



Immunohistochemical analysis of paraffin-embedded human meningioma. 1, Antibody was diluted at 1:200(4° overnight). 2, Tris-EDTA,pH9.0 was used for antigen retrieval. 3,Secondary antibody was diluted at 1:200(room temperature, 45min).

## Contact information

Orders: [order@immunoway.com](mailto:order@immunoway.com)  
Support: [tech@immunoway.com](mailto:tech@immunoway.com)  
Telephone: 877-594-3616 (Toll Free), 408-747-0185  
Website: <http://www.immunoway.com>  
Address: 2200 Ringwood Ave San Jose, CA 95131 USA



Please scan the QR code to access additional product information:  
**KOX11 Rabbit pAb**

For Research Use Only. Not for Use in Diagnostic Procedures.

[Antibody](#) | [ELISA Kits](#) | [Protein](#) | [Reagents](#)