

Caspase-12 Rabbit pAb

CatalogNo: YT0654

Key Features

Host Species

- Rabbit

Reactivity

- Human, Mouse, Rat

Applications

- WB, IHC, IF, ELISA

MW

- 50kD (Observed)

Isotype

- IgG

Storage

Storage* -15°C to -25°C/1 year (Do not lower than -25°C)**Formulation** Liquid in PBS containing 50% glycerol, 0.5% BSA and 0.02% sodium azide.

Recommended Dilution Ratios

WB 1:500-1:2000**IHC 1:100-1:300****ELISA 1:40000****IF 1:50-200**

Basic Information

Clonality Polyclonal

Immunogen Information

Immunogen The antiserum was produced against synthesized peptide derived from human Caspase12. AA range:50-99**Specificity** Caspase12 Polyclonal Antibody detects endogenous levels of Caspase12 protein.

Target Information

Gene name CASP12

Protein Name caspase12


Organism	Gene ID	UniProt ID
Human	120329;	Q6UXS9;
Mouse		008736;

Cellular Localization endoplasmic reticulum,IPAF inflammasome complex,NLRP3 inflammasome complex,AIM2 inflammasome complex,

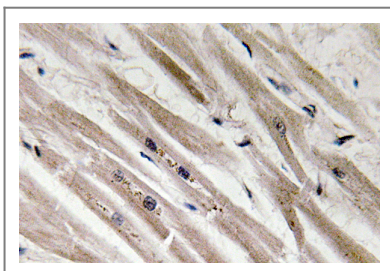
Tissue specificity Detected in heart, kidney, liver, lung, pancreas, small intestine, spleen, stomach, thymus and testis.

Function proteolysis, apoptosis, virus-infected cell apoptosis, ER-nuclear signaling pathway, response to unfolded protein, cell death, response to organic substance, regulation of cell death, programmed cell death, death, endoplasmic reticulum unfolded protein response, cellular response to stress, cellular response to unfolded protein, response to endoplasmic reticulum stress, regulation of apoptosis, regulation of programmed cell death, response to protein stimulus,apoptosis in response to endoplasmic reticulum stress,

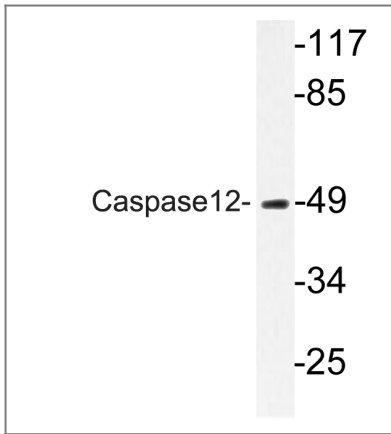
Validation Data



Western Blot analysis of various cells using Caspase12 Polyclonal Antibody diluted at 1:500



Immunohistochemistry analysis of Caspase12 antibody in paraffin-embedded human heart tissue.



Western blot analysis of lysate from HUVEC cells, using Caspase12 antibody.

Contact information

Orders: order@immunoway.com
Support: tech@immunoway.com
Telephone: 877-594-3616 (Toll Free), 408-747-0185
Website: <http://www.immunoway.com>
Address: 2200 Ringwood Ave San Jose, CA 95131 USA



Please scan the QR code to access additional product information:
Caspase-12 Rabbit pAb

For Research Use Only. Not for Use in Diagnostic Procedures.

[Antibody](#) | [ELISA Kits](#) | [Protein](#) | [Reagents](#)