

ACOT12 Rabbit pAb

CatalogNo: YT0086

Key Features

Host Species

- Rabbit

Reactivity

- Human, Mouse, Rat

Applications

- IHC, IF, ELISA

MW

- 62kD (Calculated)

Isotype

- IgG

Recommended Dilution Ratios

IHC 1:100-1:300

IF 1:200-1:1000

ELISA 1:40000

Not yet tested in other applications.

Storage

Storage*

-15°C to -25°C/1 year (Do not lower than -25°C)

Formulation

Liquid in PBS containing 50% glycerol, 0.5% BSA and 0.02% sodium azide.

Basic Information

Clonality

Polyclonal

Immunogen Information

Immunogen

The antiserum was produced against synthesized peptide derived from human ACOT12. AA range: 281-330

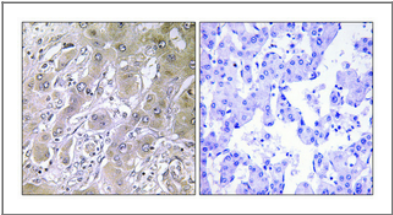
Specificity

ACOT12 Polyclonal Antibody detects endogenous levels of ACOT12 protein.

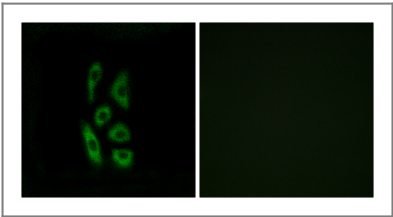
Target Information

| | | | |
|-----------------------|--|-------------------------|-------------------------|
| Gene name | ACOT12 | | |
| Protein Name | Acyl-coenzyme A thioesterase 12 | | |
| | Organism | Gene ID | UniProt ID |
| | Human | 134526; | Q8WYK0; |
| | Mouse | 74156; | Q9DBK0; |
| | Rat | 170570; | Q99NB7; |
| Cellular Localization | Cytoplasm, cytosol . | | |
| Tissue specificity | Chondrosarcoma Lung Metastasis,Liver, | | |
| Function | Catalytic activity:Acetyl-CoA + H(2)O = CoA + acetate.,Function:Hydrolyzes acetyl-CoA to acetate and CoA.,pathway:Carbohydrate metabolism; pyruvate metabolism.,similarity:Contains 1 START domain.,similarity:Contains 2 acyl coenzyme A hydrolase domains.,subunit:Homodimer or homotetramer., | | |

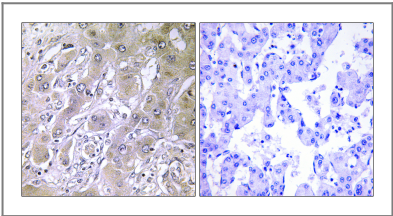
| Validation Data



Immunohistochemical analysis of paraffin-embedded Human lung cancer. Antibody was diluted at 1:100(4° overnight). High-pressure and temperature Tris-EDTA,pH8.0 was used for antigen retrieval. Negative contrl (right) obtained from antibody was pre-absorbed by immunogen peptide.



Immunofluorescence analysis of A549 cells, using ACOT12 Antibody. The picture on the right is blocked with the synthesized peptide.



Immunohistochemistry analysis of paraffin-embedded human liver carcinoma tissue, using ACOT12 Antibody. The picture on the right is blocked with the synthesized peptide.

| Contact information

Orders: order@immunoway.com
Support: tech@immunoway.com
Telephone: 877-594-3616 (Toll Free), 408-747-0185
Website: <http://www.immunoway.com>
Address: 2200 Ringwood Ave San Jose, CA 95131 USA



Please scan the QR code
to access additional
product information:
ACOT12 Rabbit pAb

For Research Use Only. Not for Use in Diagnostic Procedures.

[Antibody](#) | [ELISA Kits](#) | [Protein](#) | [Reagents](#)