

Histone H4 (Tri Methyl Lys20) (PT0989R) PT™ Rabbit mAb

CatalogNo: YM8743 **Recombinant** 

Key Features

Host Species

- Rabbit

Reactivity

- Human, Mouse, Rat

Applications

- WB, IHC, IF, IP, ELISA, CHIP, Cut&Tag

MW

- 11kD
(Calculated)
11kD (Observed)

Isotype

- IgG, Kappa

Storage

Storage* -15°C to -25°C/1 year (Do not lower than -25°C)

Formulation PBS, 50% glycerol, 0.05% Proclin 300, 0.05% BSA

Recommended Dilution Ratios

IHC 1:200-1:1000

WB 1:2000-1:10000

IF 1:200-1:1000

ELISA 1:5000-1:20000

IP 1:50-1:200

CHIP 1:50-1:100

Cut&Tag 1:50-1:100

Basic Information

Clonality Monoclonal

Clone Number PT0989R

Immunogen Information

Specificity

Histone H4 (Tri Methyl Lys20) Antibody detects endogenous levels of Histone H4 protein only when tri-methylated at Lys20. The name of modified sites may be influenced by many factors, such as species (the modified site was not originally found in human samples) and the change of protein sequence (the previous protein sequence is incomplete, and the protein sequence may be prolonged with the development of protein sequencing technology). When naming, we will use the "numbers" in historical reference to keep the sites consistent with the reports. The antibody binds to the following modification sequence (lowercase letters are modification sites):RHrKV

Target Information

Gene name HIST1H4A/HIST1H4B/HIST1H4C/HIST1H4D/HIST1H4E/HIST1H4F/HIST1H4H/HIST1H4I/HIST1H4J/HIST1H4K/HIST1H4L/HIST2H4A/HIST2H4B/HIST4H4

Protein Name Histone H4

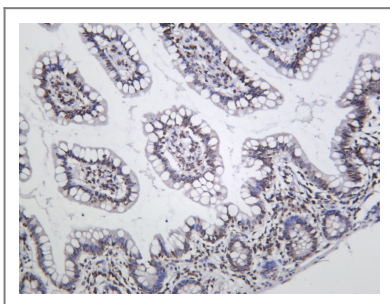
Organism	Gene ID	UniProt ID
Human	121504 ; 554313 ; 8294 ; 8359 ; 8360 ; 8361 ; 8362 ; 8363 ; 8364 ; 8365 ; 8366 ; 8367 ; 8368 ; 8370 ;	P62805 ;
Mouse	100041230 ;	P62806 ;
Rat	100360950 ;	P62804 ;

Cellular Localization Nucleus. Chromosome.

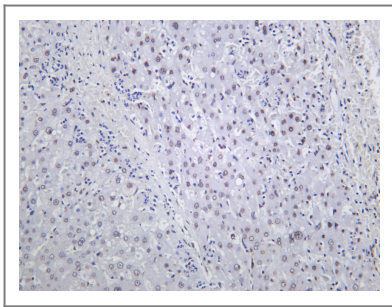
Tissue specificity B-cell lymphoma, Bone marrow, Brain, Clones donated by HIP, Corpus call

Function Function: Core component of nucleosome. Nucleosomes wrap and compact DNA into chromatin, limiting DNA accessibility to the cellular machineries which require DNA as a template. Histones thereby play a central role in transcription regulation, DNA repair, DNA replication and chromosomal stability. DNA accessibility is regulated via a complex set of post-translational modifications of histones, also called histone code, and nucleosome remodeling. .PTM: Acetylation at Lys-6, Lys-9, Lys-13 and Lys-17 occurs in coding regions of the genome but not in heterochromatin. .PTM: Citrullination at Arg-4 by PADI4 impairs methylation. .PTM: Monomethylated, dimethylated or trimethylated at Lys-21. Monomethylation is performed by SET8. Trimethylation is performed by SUV420H1 and SUV420H2 and induces gene silencing. .PTM: Monomethylation at Arg-4 by PRMT1 favors acetylation at Lys-9 and Lys-13. Demethylation is performed by JMJD6. .PTM: Sumoylated, which is associated with transcriptional repression. .PTM: Ubiquitinated by the CUL4-DDB-RBX1 complex in response to ultraviolet irradiation. This may weaken the interaction between histones and DNA and facilitate DNA accessibility to repair proteins. .similarity: Belongs to the histone H4 family. .subunit: The nucleosome is a histone octamer containing two molecules each of H2A, H2B, H3 and H4 assembled in one H3-H4 heterotetramer and two H2A-H2B heterodimers. The octamer wraps approximately 147 bp of DNA. .

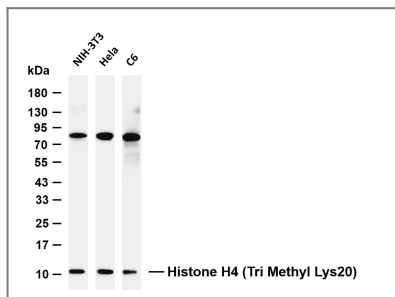
Validation Data



Human colon was stained with anti-Histone H4 (Tri Methyl Lys20) (PT0989R) Rabbit antibody



Human liver was stained with anti-Histone H4 (Tri Methyl Lys20) (PT0989R) Rabbit antibody



Various whole cell lysates were separated by 4-20% SDS-PAGE, and the membrane was blotted with anti-Histone H4 (Tri Methyl Lys20) (PT0989R) antibody. The HRP-conjugated Goat anti-Rabbit IgG (H + L) antibody was used to detect the antibody. Lane 1: NIH-3T3 Lane 2: HeLa Lane 3: C6 Predicted band size: 11kDa Observed band size: 11kDa

Contact information

Orders: order@immunoway.com
Support: tech@immunoway.com
Telephone: 877-594-3616 (Toll Free), 408-747-0185
Website: <http://www.immunoway.com>
Address: 2200 Ringwood Ave San Jose, CA 95131 USA



Please scan the QR code to access additional product information:
Histone H4 (Tri Methyl Lys20) (PT0989R) PT™ Rabbit mAb

For Research Use Only. Not for Use in Diagnostic Procedures.

[Antibody](#) | [ELISA Kits](#) | [Protein](#) | [Reagents](#)