

FABP4 (PT0176R) PT™ Rabbit mAb

CatalogNo: YM8108 **Recombinant** 

Key Features

Host Species

- Rabbit

Reactivity

- Human, Mouse, Rat,

Applications

- WB, IHC, IF, IP, ELISA

MW

- 15kD (Calculated)
15kD (Observed)

Isotype

- IgG, Kappa

Recommended Dilution Ratios

IHC 1:200-1000

WB 1:1000-5000

IF 1:200-1000

ELISA 1:5000-20000

IP 1:50-200

Storage

Storage* -15°C to -25°C/1 year (Do not lower than -25°C)

Formulation PBS, 50% glycerol, 0.05% Proclin 300, 0.05% BSA

Basic Information

Clonality Monoclonal

Clone Number PT0176R

Immunogen Information

Specificity Endogenous

Target Information

Gene name FABP4

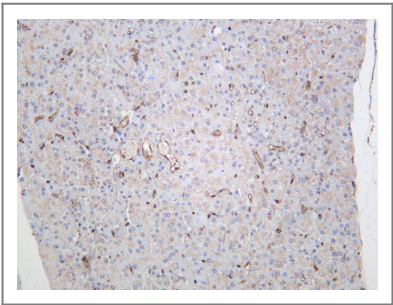
Protein Name A-FABP

Organism	Gene ID	UniProt ID
Human	2167 ;	P15090 ;
Mouse	11770 ;	P04117 ;
Rat		P70623 ;

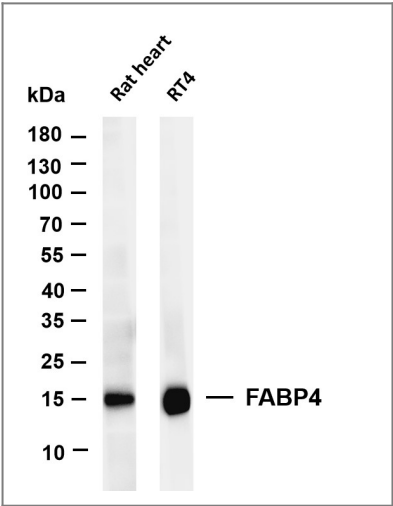
Cellular Localization Cytoplasm

Function Domain:Forms a beta-barrel structure that accommodates hydrophobic ligands in its interior.,Function:Lipid transport protein in adipocytes. Binds both long chain fatty acids and retinoic acid. Delivers long-chain fatty acids and retinoic acid to their cognate receptors in the nucleus.,similarity:Belongs to the calycin superfamily. Fatty-acid binding protein (FABP) family.,subcellular location:Depending on the nature of the ligand, a conformation change exposes a nuclear localization motif and the protein is transported into the nucleus. Subject to constitutive nuclear export.,subunit:Homodimer. Interacts with PPARG (By similarity). Monomer.,

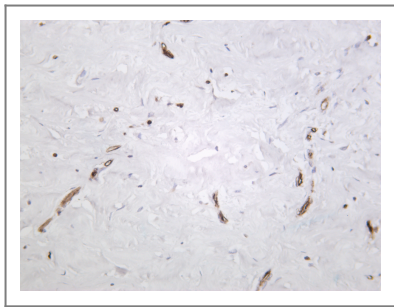
Validation Data



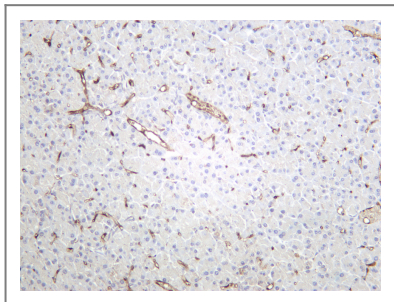
Rat pancreas was stained with anti-FABP4 rabbit antibody



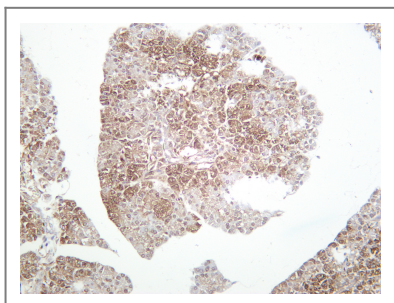
Various whole cell lysates were separated by 4-20% SDS-PAGE, and the membrane was blotted with anti-FABP4 antibody. The HRP-conjugated Goat anti-Rabbit IgG(H + L) antibody was used to detect the antibody. Lane 1: Rat heart Lane 2: RT4 Predicted band size: 15kDa Observed band size: 15kDa



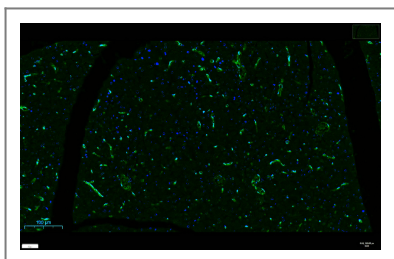
Human breast carcinoma was stained with Anti-FABP4 rabbit antibody



Mouse pancreas was stained with Anti-FABP4 rabbit antibody



Rat pancreas was stained with Anti-FABP4 rabbit antibody



mouse pancreas was stained with anti-FABP4 rabbit antibody

| Contact information

Orders: order@immunoway.com
 Support: tech@immunoway.com
 Telephone: 877-594-3616 (Toll Free), 408-747-0185
 Website: <http://www.immunoway.com>
 Address: 2200 Ringwood Ave San Jose, CA 95131 USA



Please scan the QR code
 to access additional
 product information:
FABP4 (PT0176R)
PT™ Rabbit mAb