

CD99 (ABT156) Mouse mAb

CatalogNo: YM4792

| Key Features

Host Species

- Mouse

Reactivity

- Human

Applications

- IHC, WB, IF, ELISA

MW

- 19kD (Calculated)
- 28kD (Observed)

Isotype

- IgG1, Kappa

| Recommended Dilution Ratios

IHC 1:200-1000

WB 1:500-2000

IF 1:100-500

ELISA 1:1000-5000

| Storage

Storage* -15°C to -25°C/1 year (Do not lower than -25°C)

Formulation PBS, 50% glycerol, 0.05% Proclin 300, 0.05% BSA

| Basic Information

Clonality Monoclonal

Clone Number ABT156

| Immunogen Information

Immunogen Synthesized peptide derived from human CD99 AA range: 1-100

Specificity The antibody can specifically recognize human CD99 protein.

| Target Information

Gene name CD99 MIC2 MIC2X MIC2Y

Protein Name CD99

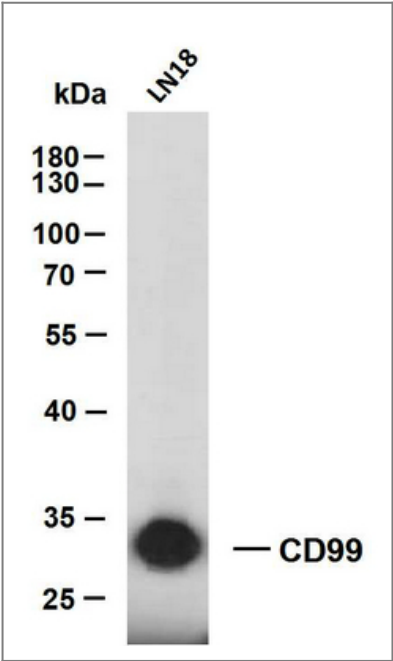
Organism	Gene ID	UniProt ID
Human	4267 ;	P14209 ;

Cellular Localization Membranous

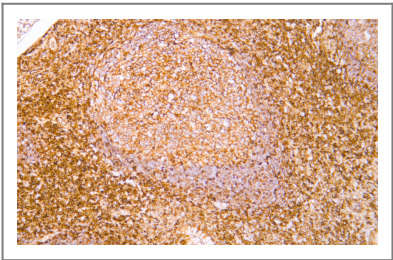
Tissue specificity Membranous

Function Function:Involved in T-cell adhesion processes. It is involved in spontaneous rosette formation with erythrocytes.,miscellaneous:The gene encoding for this protein is located in the pseudoautosomal region 1 (PAR1) of X and Y chromosomes.,PTM:Extensively O-glycosylated.,similarity:Belongs to the CD99 family.,

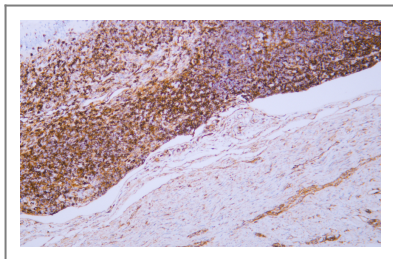
| Validation Data



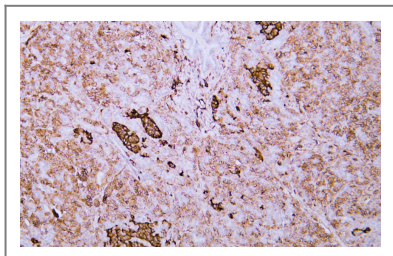
LN18 whole cell lysates were separated by 10% SDS-PAGE, and the membrane was blotted with anti-CD99(ABT156) antibody. The HRP-conjugated Goat anti-Mouse IgG(H + L) antibody was used to detect the antibody. Lane 1: LN18



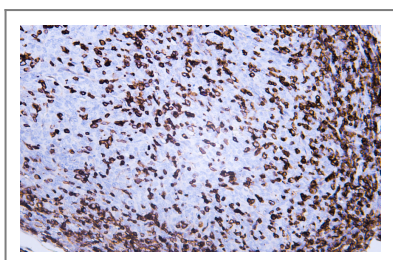
Human appendix tissue was stained with Anti-CD99 (ABT156) Antibody



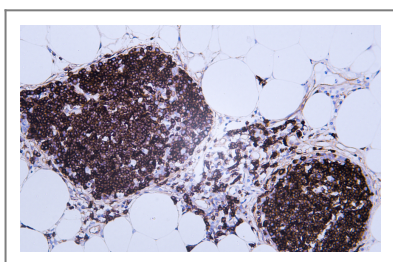
Human appendix tissue was stained with Anti-CD99 (ABT156) Antibody



Human pancreas tissue was stained with Anti-CD99 (ABT156) Antibody



Human thymoma tissue was stained with Anti-CD99 (ABT156) Antibody



Human thymus tissue was stained with Anti-CD99 (ABT156) Antibody

| Contact information

Orders: order@immunoway.com
Support: tech@immunoway.com
Telephone: 877-594-3616 (Toll Free), 408-747-0185
Website: <http://www.immunoway.com>
Address: 2200 Ringwood Ave San Jose, CA 95131 USA



Please scan the QR code
to access additional
product information:
CD99 (ABT156)
Mouse mAb