

Strep-Tag II (7A10) Mouse mAb

CatalogNo: YM3016

Orthogonal Validated Protein Overexpression Recombinant Comparable Abs 

Key Features

Host Species

- Mouse

Reactivity

- Species independent

Applications

- WB,IP

Recommended Dilution Ratios

WB 1:5000-10000

IP 1:50-200

Storage

Storage*

-15°C to -25°C/1 year(Do not lower than -25°C)

Formulation

PBS, pH 7.4, containing 0.5%BSA, 0.02% sodium azide as Preservative and 50% Glycerol.

Basic Information

Clonality

Monoclonal

Clone Number

7A10

Immunogen Information

Immunogen

Synthetic Peptide of Strep-Tag II

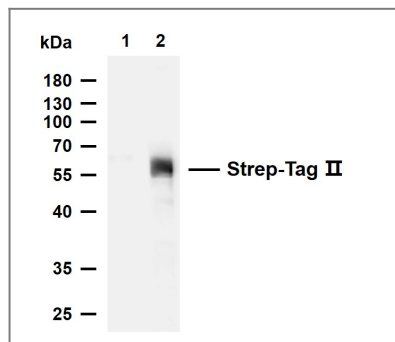
Specificity

The antibody detects Strep-Tag II fusion proteins.

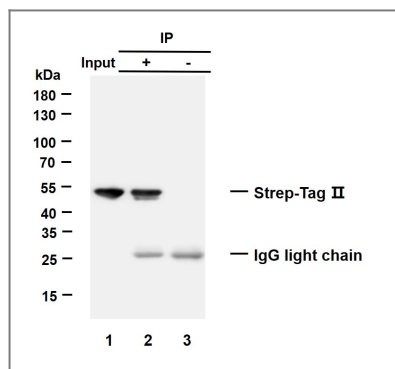
Target Information

Protein Name

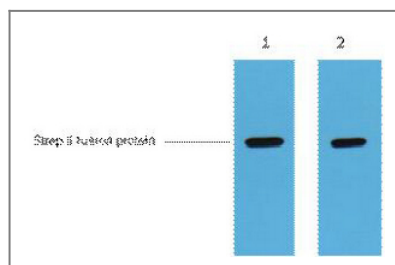
Validation Data



Whole extracts were separated by 10% SDS-PAGE, and the membrane was blotted with anti-Strep-Tag II(7A10)antibody. The HRP-conjugated Goat anti-Mouse IgG(H + L) antibody was used to detect the antibody. Lane 1: Rosetta transfected with an empty expression vector Lane 2: Rosetta transfected with a Strep-TagII-tagged MBP protein Predicted band size: 55kDa Observed band size: 55kDa



Strep-Tag II was immunoprecipitated from Strep-Tag II-MBP(Rosetta) lysate with anti-Strep-Tag II antibody. Western blot was performed on the immunoprecipitate using anti-Strep-Tag II antibody, and followed by the HRP-conjugated Goat anti-Mouse IgG Light chain antibody. Lane 1: Strep-Tag II-MBP(Rosetta) lysate Lane 2: anti-Strep-Tag II antibody IP in Strep-Tag II-MBP(Rosetta) lysate Lane 3: Mouse monoclonal IgG (MNH209) in Strep-Tag II-MBP(Rosetta) lysate.



1ug Strep II fusion protein+ Primary antibody dilution at 1) 1:5000 2) 1:10000

Contact information

Orders: order@immunoway.com
 Support: tech@immunoway.com
 Telephone: 877-594-3616 (Toll Free), 408-747-0185
 Website: <http://www.immunoway.com>
 Address: 2200 Ringwood Ave San Jose, CA 95131 USA



Please scan the QR code to access additional product information:
Strep-Tag II (7A10)
Mouse mAb