

Nrf2 (Acetyl Lys599) Rabbit pAb

CatalogNo: YK0063 Orthogonal Validated 

Key Features

Host Species

- Rabbit

Reactivity

- Human, Mouse, Rat

Applications

- WB, IHC, IF, ELISA

MW

- 68kD (Calculated)
- 90-100kD (Observed)

Isotype

- IgG

Storage

Storage* -15°C to -25°C/1 year (Do not lower than -25°C)

Formulation Liquid in PBS containing 50% glycerol, 0.5% BSA and 0.02% sodium azide.

Recommended Dilution Ratios

WB 1:500-1:2000

IHC: 1:100-300

ELISA 1:10000

IF 1:50-200

Basic Information

Clonality Polyclonal

Immunogen Information

Immunogen Synthesized acetyl-peptide derived from the C-terminal region of human Nrf2 around the acetylation site of K599.

Specificity

Acetyl-Nrf2 (K599) Polyclonal Antibody detects endogenous levels of Nrf2 protein only when acetylation at K599. The name of modified sites may be influenced by many factors, such as species (the modified site was not originally found in human samples) and the change of protein sequence (the previous protein sequence is incomplete, and the protein sequence may be prolonged with the development of protein sequencing technology). When naming, we will use the "numbers" in historical reference to keep the sites consistent with the reports. The antibody binds to the following modification sequence (lowercase letters are modification sites):SKkPD

Target Information

Gene name NFE2L2 NRF2

Protein Name Nuclear factor erythroid 2-related factor 2

Organism	Gene ID	UniProt ID
Human	4780 ;	Q16236 ;
Mouse	18024 ;	Q60795 ;
Rat	83619 ;	O54968 ;

Cellular Localization

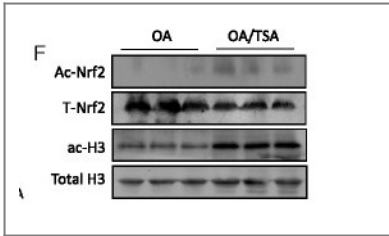
Cytoplasm, cytosol . Nucleus . Cytosolic under unstressed conditions: ubiquitinated and degraded by the BCR(KEAP1) E3 ubiquitin ligase complex (PubMed:15601839, PubMed:21196497). Translocates into the nucleus upon induction by electrophilic agents that inactivate the BCR(KEAP1) E3 ubiquitin ligase complex (PubMed:21196497). .

Tissue specificity Widely expressed. Highest expression in adult muscle, kidney, lung, liver and in fetal muscle.

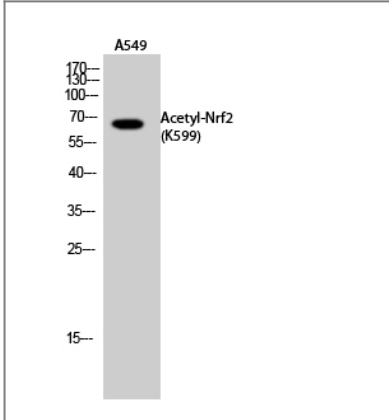
Function

Domain:Acidic activation domain in the N-terminus, and DNA binding domain in the C-terminus.,Function:Transcription activator that binds to antioxidant response (ARE) elements in the promoter regions of target genes. Important for the coordinated up-regulation of genes in response to oxidative stress. May be involved in the transcriptional activation of genes of the beta-globin cluster by mediating enhancer activity of hypersensitive site 2 of the beta-globin locus control region.,PTM:Phosphorylation of Ser-40 by PKC in response to oxidative stress dissociates NFE2L2 from its cytoplasmic inhibitor KEAP1, promoting its translocation into the nucleus.,similarity:Belongs to the bZIP family.,similarity:Belongs to the bZIP family. CNC subfamily.,similarity:Contains 1 bZIP domain.,subcellular location:Cytosolic under unstressed conditions, translocates into the nucleus upon induction by electrophilic agents.,subunit:Heterodimer. May bind DNA with an unknown protein. Interacts with KEAP1. Interacts via its leucine-zipper domain with the coiled-coil domain of PMF1.,tissue specificity:Widely expressed. Highest expression in adult muscle, kidney, lung, liver and in fetal muscle.,

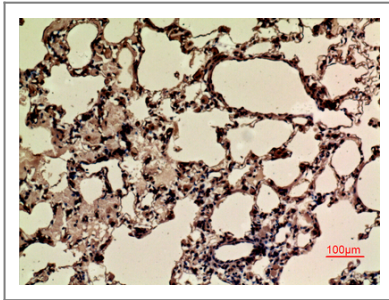
Validation Data



Cai, Dawei, et al. "Histone deacetylase inhibition activates Nrf2 and protects against osteoarthritis." *Arthritis research & therapy* 17.1 (2015): 269.



Western Blot analysis of A549 cells using Acetyl-Nrf2 (K599) Polyclonal Antibody. Antibody was diluted at 1:1000. Secondary antibody (catalog#:RS0002) was diluted at 1:20000



Immunohistochemical analysis of paraffin-embedded rat-lung, antibody was diluted at 1:100

Contact information

Orders: order@immunoway.com
 Support: tech@immunoway.com
 Telephone: 877-594-3616 (Toll Free), 408-747-0185
 Website: <http://www.immunoway.com>
 Address: 2200 Ringwood Ave San Jose, CA 95131 USA



Please scan the QR code to access additional product information:
Nrf2 (Acetyl Lys599)
Rabbit pAb

For Research Use Only. Not for Use in Diagnostic Procedures.

[Antibody](#) | [ELISA Kits](#) | [Protein](#) | [Reagents](#)