

## TAAR3 Rabbit pAb

CatalogNo: YT4518

### Key Features

#### Host Species

- Rabbit

#### Reactivity

- Human

#### Applications

- WB,IF,ELISA

#### MW

- 39kD (Observed)

#### Isotype

- IgG

### Storage

**Storage\*** -15°C to -25°C/1 year(Do not lower than -25°C)

**Formulation** Liquid in PBS containing 50% glycerol, 0.5% BSA and 0.02% sodium azide.

### Recommended Dilution Ratios

**WB 1:500-1:2000**

**IF 1:200-1:1000**

**ELISA 1:10000**

**Not yet tested in other applications.**

### Basic Information

**Clonality** Polyclonal

### Immunogen Information

**Immunogen** The antiserum was produced against synthesized peptide derived from human TAAR3. AA range:206-255

**Specificity** TAAR3 Polyclonal Antibody detects endogenous levels of TAAR3 protein.

### Target Information

**Gene name** TAAR3

**Protein Name** Putative trace amine-associated receptor 3


Organism	Gene ID	UniProt ID
Human	<a href="#">9288</a> ;	<a href="#">Q9P1P4</a> ;
Mouse		<a href="#">Q5QD16</a> ;

**Cellular Localization** Cell membrane ; Multi-pass membrane protein .

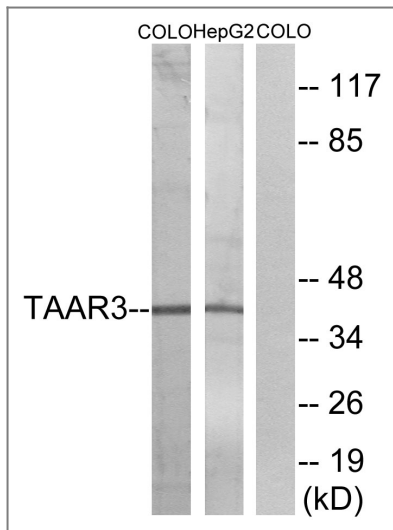
**Tissue specificity** Not expressed in the pons, thalamus, globus pallidus, caudate, putamen or cerebellum.

**Function** Caution:Seems to be a non functional due to its divergence in positions 20 to 45 (due to a frameshift) but does not seem to be the product of a pseudogene.,Function:Orphan receptor.,similarity:Belongs to the G-protein coupled receptor 1 family.,tissue specificity:Not expressed in the pons, thalamus, globus pallidus, caudate, putamen or cerebellum.,

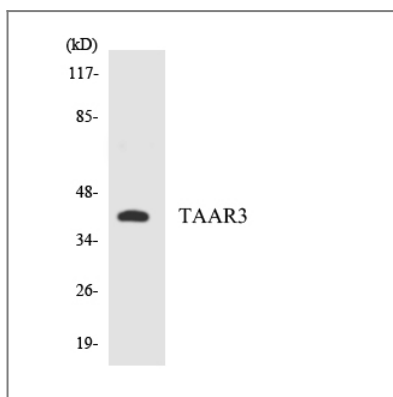
## Validation Data



Western Blot analysis of various cells using TAAR3 Polyclonal Antibody



Western blot analysis of lysates from COLO and HepG2 cells, using TAAR3 Antibody. The lane on the right is blocked with the synthesized peptide.



Western blot analysis of the lysates from HepG2 cells using TAAR3 antibody.

## Contact information

Orders: [order@immunoway.com](mailto:order@immunoway.com)  
 Support: [tech@immunoway.com](mailto:tech@immunoway.com)  
 Telephone: 877-594-3616 (Toll Free), 408-747-0185  
 Website: <http://www.immunoway.com>  
 Address: 2200 Ringwood Ave San Jose, CA 95131 USA



Please scan the QR code to access additional product information:  
**TAAR3 Rabbit pAb**

For Research Use Only. Not for Use in Diagnostic Procedures.

[Antibody](#) | [ELISA Kits](#) | [Protein](#) | [Reagents](#)