

TNF α (PT0472R) PT™ Rabbit mAb

CatalogNo: YM8306 **Recombinant** 

Key Features

Host Species

- Rabbit

Reactivity

- Human, Mouse, Rat,

Applications

- WB, IHC, IF, IP, ELISA

MW

- 26kD (Calculated)
18kD (Observed)

Isotype

- IgG, Kappa

Recommended Dilution Ratios

IHC 1:2000-1:10000**WB 1:2000-1:10000****IF 1:200-1:1000****ELISA 1:5000-1:20000****IP 1:50-1:200**

Storage

Storage* -15°C to -25°C/1 year (Do not lower than -25°C)**Formulation** PBS, 50% glycerol, 0.05% Proclin 300, 0.05% BSA

Basic Information

Clonality Monoclonal**Clone Number** PT0472R

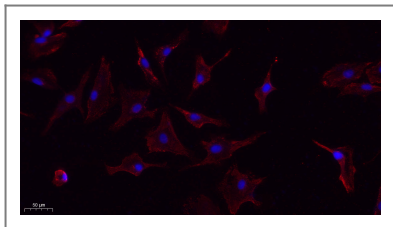
Immunogen Information

Specificity Endogenous

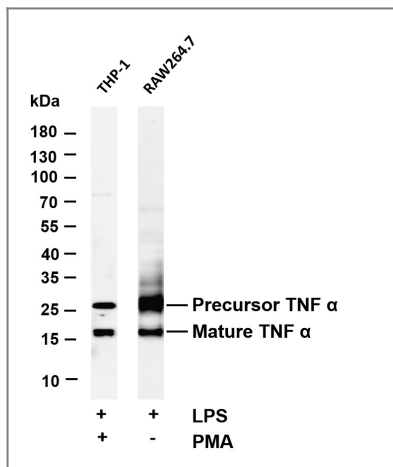
| Target Information

Gene name	TNF TNFA TNFSF2		
Protein Name	Tumor necrosis factor (Cachectin) (TNF-alpha) (Tumor necrosis factor ligand superfamily member 2) (TNF-a) [Cleaved into: Tumor necrosis factor, membrane form (N-terminal fragment) (NTF); Intracellular domain 1 (ICD1); Intracellular domain 2 (ICD2); C-doma		
	Organism	Gene ID	UniProt ID
	Human	7124;	P01375;
	Mouse	21926;	P06804;
	Rat	24835;	P16599;
Cellular Localization	Membrane		
Tissue specificity	Blood,Peripheral blood leukocyte,Placenta,Prostatic carcinoma,		
Function	Disease:Cachexia accompanies a variety of diseases, including cancer and infection, and is characterized by general ill health and malnutrition.,Disease:Genetic variations in TNF are associated with susceptibility to hepatitis B virus infection (HBV infection) [MIM:610424]. Approximately one third of all cases of cirrhosis and half of all cases of hepatocellular carcinoma can be attributed to chronic HBV infection. HBV infection may result in subclinical or asymptomatic infection, acute self-limited hepatitis, or fulminant hepatitis requiring liver transplantation.,Disease:Genetic variations in TNF are associated with susceptibility to psoriatic arthritis [MIM:607507]. Psoriasis is a chronic inflammatory dermatosis that affects approximately 2% of the population. It is characterized by red, scaly skin lesions that are usually found on the scalp, elbows, and knees, and may be associated with severe arthritis. Psoriatic arthritis has been defined as an inflammatory arthritis usually without any rheumatoid factor in serum (seronegative arthritis) associated with psoriasis.,Function:Cytokine that binds to TNFRSF1A/TNFR1 and TNFRSF1B/TNFR. It is mainly secreted by macrophages and can induce cell death of certain tumor cell lines. It is potent pyrogen causing fever by direct action or by stimulation of interleukin-1 secretion and is implicated in the induction of cachexia, Under certain conditions it can stimulate cell proliferation and induce cell differentiation.,online information:The Singapore human mutation and polymorphism database,online information:Tumor necrosis factor alpha entry,PTM:O-glycosylated; glycans contain galactose, N-acetylgalactosamine and N-acetylneuraminic acid.,PTM:The membrane form, but not the soluble form, is phosphorylated on serine residues. Dephosphorylation of the membrane form occurs by binding to soluble TNFRSF1A/TNFR1.,PTM:The soluble form derives from the membrane form by proteolytic processing.,similarity:Belongs to the tumor necrosis factor family.,subunit:Homotrimer.,		

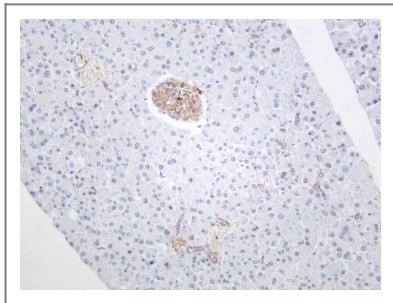
| Validation Data



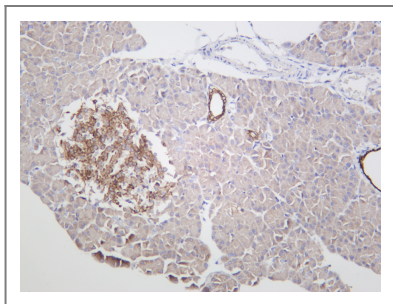
Immunofluorescence analysis of A549. 1, primary Antibody (red) was diluted at 1:200 (4°C overnight). 2, Goat Anti Rabbit IgG (H&L) - Alexa Fluor 594 Secondary antibody was diluted at 1:1000 (room temperature, 50min). 3, DAPI (blue) 10min.



Various whole cell lysates were separated by 4-20% SDS-PAGE, and the membrane was blotted with anti-TNF α antibody. The HRP-conjugated Goat anti-Rabbit IgG (H + L) antibody was used to detect the antibody. Lane 1: THP-1 treated with Phorbol 12-myristate 13-acetate and Lipopolysaccharide (100 mg/mL) for 24 hours. Lane 2: RAW264.7 treated with Lipopolysaccharide (100 mg/mL) for 24 hours. Predicted band size: 26,18kDa. Observed band size: 26,18kDa.



Mouse pancreas was stained with anti-TNF α rabbit antibody



Rat pancreas was stained with anti-TNF α rabbit antibody

Contact information

Orders: order@immunoway.com
 Support: tech@immunoway.com
 Telephone: 877-594-3616 (Toll Free), 408-747-0185
 Website: <http://www.immunoway.com>
 Address: 2200 Ringwood Ave San Jose, CA 95131 USA



Please scan the QR code to access additional product information:
TNF α (PT0472R)
PT™ Rabbit mAb

