

Ubiquitin (2G3) Mouse mAb

CatalogNo: YM33045 **Orthogonal Validated** 

Key Features

Host Species

- Mouse

Reactivity

- All

Applications

- IHC, WB

Storage

Storage* -15°C to -25°C/1 year (Do not lower than -25°C)**Formulation** Liquid in PBS containing 50% glycerol, 0.5% BSA and 0.02% sodium azide.

Recommended Dilution Ratios

IHC 1:50-200

WB 1:1000-2000

Basic Information

Clonality Monoclonal**Clone Number** 2G3

Immunogen Information

Immunogen Synthesized peptide derived from Ubiquitin**Specificity** This antibody detects endogenous levels of Ubiquitin

Target Information

Gene name Ubiquitin

Protein Name Ubiquitin

Organism

Gene ID

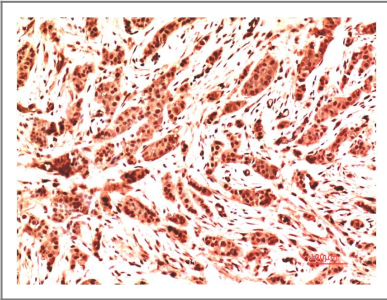
UniProt ID

Human

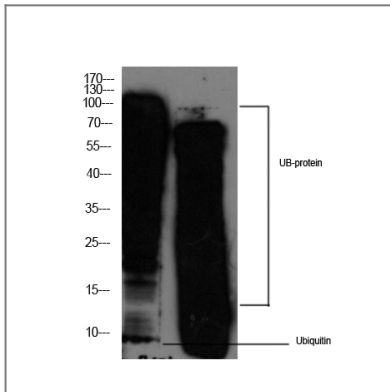
[7314](#);

[P62979](#); [P62987](#); [P62988](#);

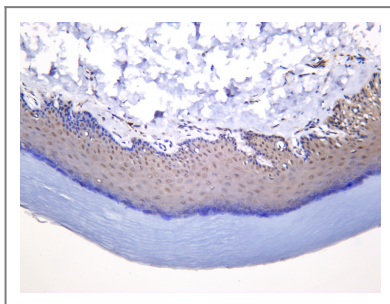
Validation Data



Immunohistochemical analysis of paraffin-embedded Human Breast Carcinoma Tissue using Ubiquitin Mouse Monoclonal antibody diluted at 1:500



Western blot analysis of 1) Hela Cell Lysate, 2) A431 Cell Lysate using Mouse mAb diluted at 1:2,000.



Rat skin was stained with anti-Ubiquitin (2G3) Mouse antibody

Contact information

Orders: order@immunoway.com
Support: tech@immunoway.com
Telephone: 877-594-3616 (Toll Free), 408-747-0185
Website: <http://www.immunoway.com>
Address: 2200 Ringwood Ave San Jose, CA 95131 USA



Please scan the QR code to access additional product information:
Ubiquitin (2G3)
Mouse mAb

