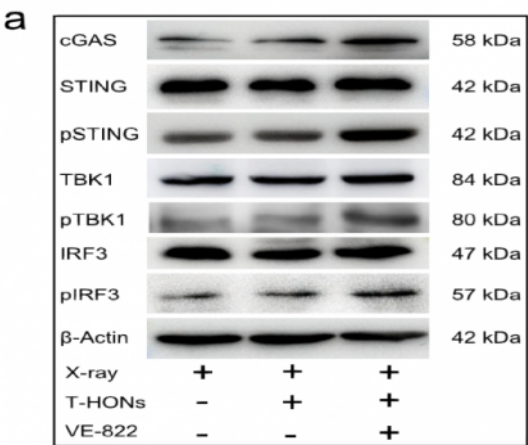



STING (Phospho Ser366) rabbit pAb

Catalog No :	YP1518
Reactivity :	Human;Rat;Mouse;
Applications :	WB
Target :	STING
Gene Name :	TMEM173 ERIS MITA STING
Protein Name :	STING (Ser366)
Human Swiss Prot No :	Q86WV6
Mouse Swiss Prot No :	Q3TBT3
Immunogen :	Synthesized phospho peptide around human STING (Ser366)
Specificity :	This antibody detects endogenous levels of Human/Rat STING (phospho-Ser366) or mouse STING (phospho-Ser365)
Formulation :	Liquid in PBS containing 50% glycerol, 0.5% BSA and 0.02% sodium azide.
Source :	Polyclonal, Rabbit,IgG
Dilution :	WB 1:1000-2000
Purification :	The antibody was affinity-purified from rabbit serum by affinity-chromatography using specific immunogen.
Concentration :	1 mg/ml
Storage Stability :	-15°C to -25°C/1 year(Do not lower than -25°C)
Observed Band :	38kD

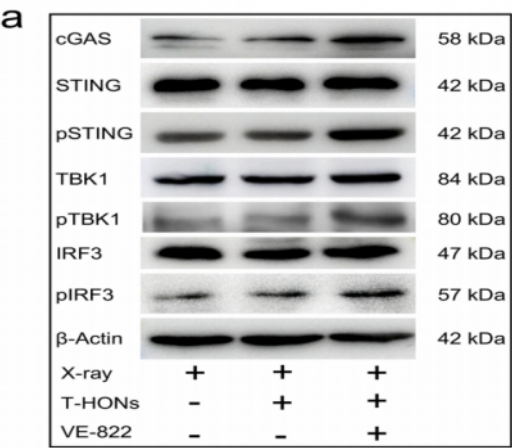
Products Images



Hafnium oxide nanoparticles coated ATR inhibitor to enhance the radiotherapy and potentiate antitumor immune response
CHEMICAL ENGINEERING JOURNAL Zhanjun Gu WB Mouse 4T1 cell



Western blot analysis of lysates from HCT116 cells, primary antibody was diluted at 1:1000, 4° over night



Hafnium oxide nanoparticles coated ATR inhibitor to enhance the radiotherapy and potentiate antitumor immune response
CHEMICAL ENGINEERING JOURNAL Zhanjun Gu WB Mouse 4T1 cell