

ZNF771 Polyclonal Antibody

Catalog No :	YT4983
Reactivity :	Human;Mouse
Applications :	WB;ELISA
Target :	ZNF771
Gene Name :	ZNF771
Protein Name :	Zinc finger protein 771
Human Gene Id :	51333
Human Swiss Prot No :	Q7L3S4
Mouse Gene Id :	244216
Mouse Swiss Prot No :	Q8BJ90
Immunogen :	The antiserum was produced against synthesized peptide derived from human ZNF771. AA range:161-210
Specificity :	ZNF771 Polyclonal Antibody detects endogenous levels of ZNF771 protein.
Formulation :	Liquid in PBS containing 50% glycerol, 0.5% BSA and 0.02% sodium azide.
Source :	Polyclonal, Rabbit,IgG
Dilution :	WB 1:500 - 1:2000. ELISA: 1:20000. Not yet tested in other applications.
Purification :	The antibody was affinity-purified from rabbit antiserum by affinity-chromatography using epitope-specific immunogen.
Concentration :	1 mg/ml
Storage Stability :	-15°C to -25°C/1 year(Do not lower than -25°C)

Observed Band : 34kD

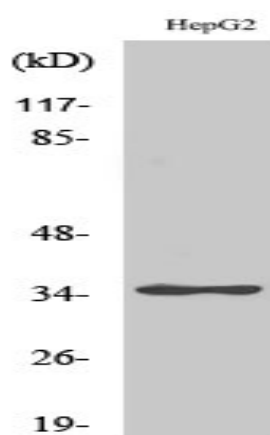
Background : function:May be involved in transcriptional regulation.,similarity:Belongs to the krueppel C2H2-type zinc-finger protein family.,similarity:Contains 8 C2H2-type zinc fingers.,

Function : function:May be involved in transcriptional regulation.,similarity:Belongs to the krueppel C2H2-type zinc-finger protein family.,similarity:Contains 8 C2H2-type zinc fingers.,

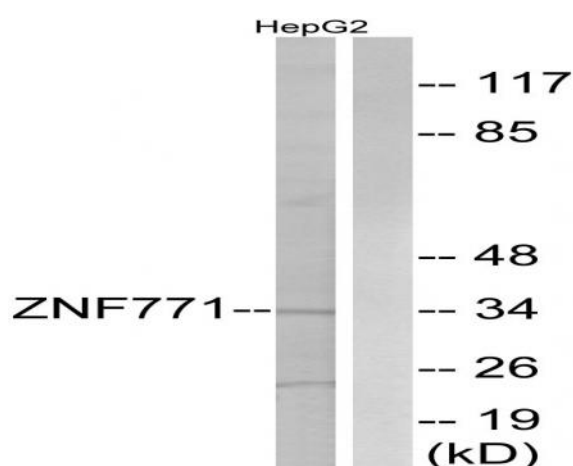
Subcellular Location : Nucleus .

Expression : Brain,Kidney,Muscle,

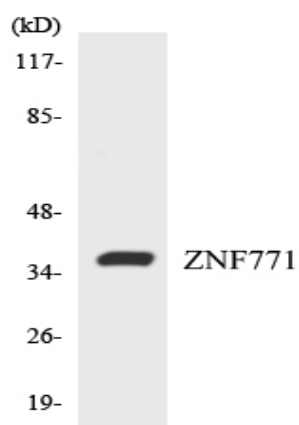
Products Images



Western Blot analysis of various cells using ZNF771 Polyclonal Antibody. Secondary antibody(catalog#:RS0002) was diluted at 1:20000 cells nucleus extracted by Minute TM Cytoplasmic and Nuclear Fractionation kit (SC-003, Inventbiotech, MN, USA).



Western blot analysis of lysates from HepG2 cells, using ZNF771 Antibody. The lane on the right is blocked with the synthesized peptide.



Western blot analysis of the lysates from HUVECcells using ZNF771 antibody.