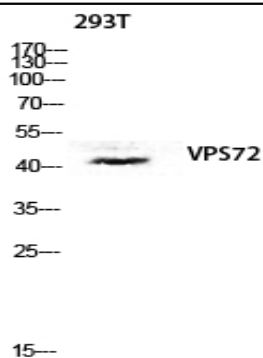


VPS72 Polyclonal Antibody

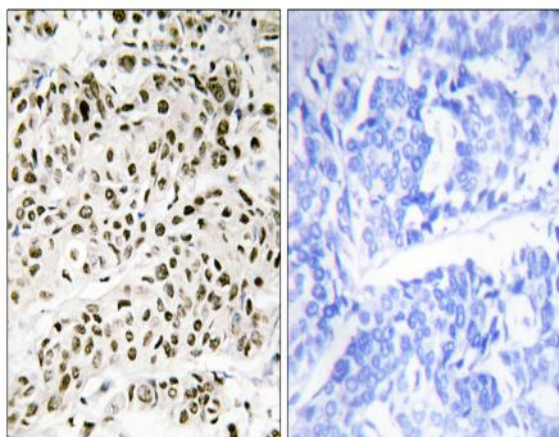
Catalog No :	YT4891
Reactivity :	Human;Mouse
Applications :	WB;IHC;IF;ELISA
Target :	VPS72
Gene Name :	VPS72
Protein Name :	Vacuolar protein sorting-associated protein 72 homolog
Human Gene Id :	6944
Human Swiss Prot No :	Q15906
Mouse Gene Id :	21427
Mouse Swiss Prot No :	Q62481
Immunogen :	The antiserum was produced against synthesized peptide derived from human VPS72. AA range:131-180
Specificity :	VPS72 Polyclonal Antibody detects endogenous levels of VPS72 protein.
Formulation :	Liquid in PBS containing 50% glycerol, 0.5% BSA and 0.02% sodium azide.
Source :	Polyclonal, Rabbit,IgG
Dilution :	WB 1:500 - 1:2000. IHC 1:100 - 1:300. IF 1:200 - 1:1000. ELISA: 1:40000. Not yet tested in other applications.
Purification :	The antibody was affinity-purified from rabbit antiserum by affinity-chromatography using epitope-specific immunogen.
Concentration :	1 mg/ml
Storage Stability :	-15°C to -25°C/1 year(Do not lower than -25°C)

Observed Band :	41kD
Cell Pathway :	Stem cell pathway; Protein_Acetylation
Background :	<p>The protein encoded by this gene is a shared subunit of two multi-component complexes, the histone acetyltransferase complex TRRAP/TIP60 as well as the chromatin remodeling SRCAP-containing complex. The TRRAP/TIP60 complex acetylates nucleosomal histones important for transcriptional regulation, double strand DNA break repair and apoptosis. The SRCAP-containing complex catalyzes the exchange of histone H2A with the histone variant Htz1 (H2AFZ) into nucleosomes. This protein may be responsible for binding H2AFZ, which has a role in chromosome segregation. This protein may also have a role in regulating long-term hematopoietic stem cell activity. Alternative splicing results in multiple transcript variants that encode different protein isoforms. [provided by RefSeq, Aug 2012],</p>
Function :	<p>function:Could be a DNA-binding transcriptional regulator. May be involved in chromatin modification and remodeling.,PTM:Phosphorylated upon DNA damage, probably by ATM or ATR.,similarity:Belongs to the VPS72/YL1 family.,subunit:Component of the NuA4 histone acetyltransferase complex which contains the catalytic subunit HTATIP/TIP60 and the subunits EP400, TRRAP/PAF400, BRD8/SMAP, EPC1, DMAP1/DNMAP1, RUVBL1/TIP49, RUVBL2, ING3, actin, ACTL6A/BAF53A, MORF4L1/MRG15, MORF4L2/MRGX, MRGBP, YEATS4/GAS41 and VPS72/YL1. Component of a NuA4-related complex which contains EP400, TRRAP/PAF400, SRCAP, BRD8/SMAP, EPC1, DMAP1/DNMAP1, RUVBL1/TIP49, RUVBL2, actin, ACTL6A/BAF53A, VPS72 and YEATS4/GAS41. Also part of a multiprotein complex which contains SRCAP and which binds to H2AFZ/H2AZ.,</p>
Subcellular Location :	Nucleus .
Expression :	Fibroblast,Kidney,

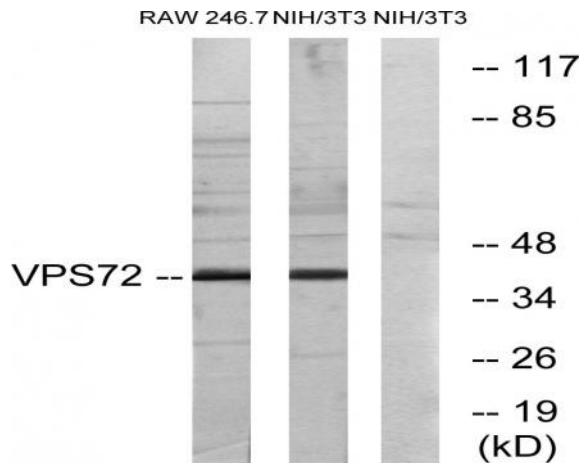
Products Images



Western blot analysis of 293T lysis using VPS72 antibody. Antibody was diluted at 1:1000. Secondary antibody(catalog#:RS0002) was diluted at 1:20000 cells nucleus extracted by Minute TM Cytoplasmic and Nuclear Fractionation kit (SC-003, Inventbiotech, MN, USA).



Immunohistochemistry analysis of paraffin-embedded human breast carcinoma tissue, using VPS72 Antibody. The picture on the right is blocked with the synthesized peptide.



Western blot analysis of lysates from RAW264.7 and NIH/3T3 cells, using VPS72 Antibody. The lane on the right is blocked with the synthesized peptide.